

BA

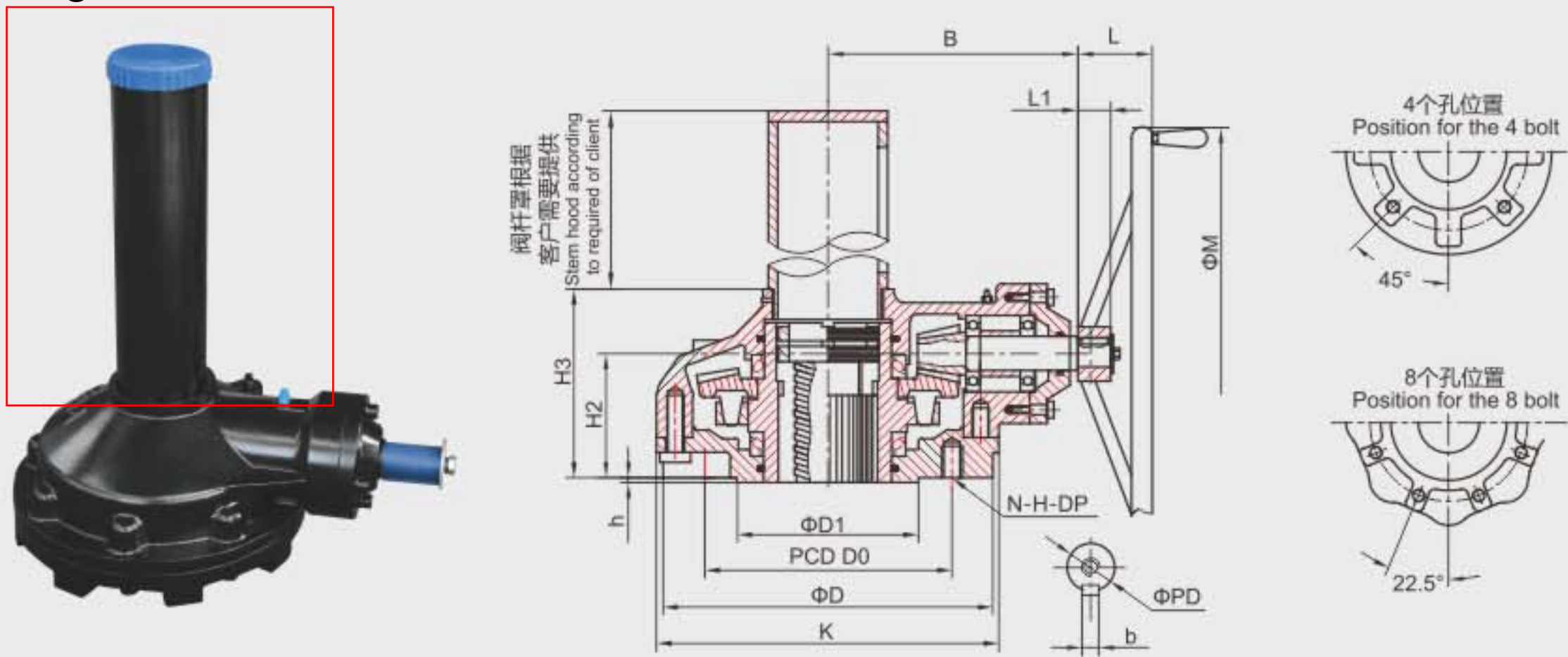
Multi-turn Manual Gear Actuator

多回转型阀门手动装置

该装置是直接安装在闸阀、蝶阀、旋塞阀和截止阀等阀门上的手动装置，该装置采用弧齿锥齿轮和平面推力轴承，有运转平稳、扭矩大、噪音小、效率高的优点。在所有的结合部，采用了密封垫全密封处理，达到了防水、防油漏的效果，防护等级为IP65。手轮和阀杆罩可根据用户需求定制。结合各类阀门使用要求及环境，还有单级带电装连接、双级带电装连接、双级手轮驱动等产品。

This bevel gearbox can be installed directly on the gate valves, butterfly valves, plug valves, globe valves and other valves. By using spiral bevel gears and thrust ball bearing, this series actuator can run smoothly, and has high output torque, low noise and high efficiency. It can avoid from water in and grease out. Protection grade is IP65. For special environment can be done IP68 and immersion. Handwheel and stem cover can be customized. For different valves and requirement, there are single stage gearboxes with input flange, two stage gearboxes with input flange, two stage manual gearboxes and so on.

The height of the stem cover



型号 Model	BA						BAA
	000	00	0	1	2	3	3

技术参数 TECHNICAL-PARAMETERS

速比 Ratio	2.35:1	3:1	3.6:1	4.5:1	5.2:1	5.6:1	23:1
最大扭矩 Max-torque Nm	360	480	735	1470	2940	4000	6000
最大推力 Max-thrust N	43000	64000	98000	196000	340000	490000	630000
最大阀杆直径 Max-stem dia.mm 铜螺母 Copper-nut	25	30	40	52	70	90	110
闸阀 Gate-valve DN	50	80-100	150-200	250-400	450-700	800-1000	1200
截止阀 Globe-valve DN	50	80	100-150	200-250	300-350	400-500	550-650
参考重量 Weight Kg	15	22	28	54	110	198	320

连接尺寸 CONNECTION-SIZE

法兰号 Flange	F12	F14	F16	F25	F30	F35	F35
法兰外圆 (D)	150	175	210	300	350	415	415
连接孔中心 PCD	D0	125	140	165	254	298	356
	N-H-DP	4-M12-18	4-M16-24	4-M20-30	8-M16-24	8-M20-30	8-M30-45
凸面 Convex(D1xh)	85×3	100×4	130×5	200×5	230×5	260×5	260×5

外形尺寸 APPEARANCE-SIZE

B	150	150	170	233	306	370	395
H2	80	80	85	97	142	160	178
H3	125	125	155	175	210	280	290
L	40	75	92	107	107	118	118
K	155	180	210	300	390	410	510
手轮 Handwheel	PD	28	28	28	32	32	38
	(b)key	8×7	8×7	8×7	10×8	10×8	10×8
	L1	40	40	40	50	55	55
	M	300	300	400	460	520	600

BA

Multi-turn Manual Gear Actuator

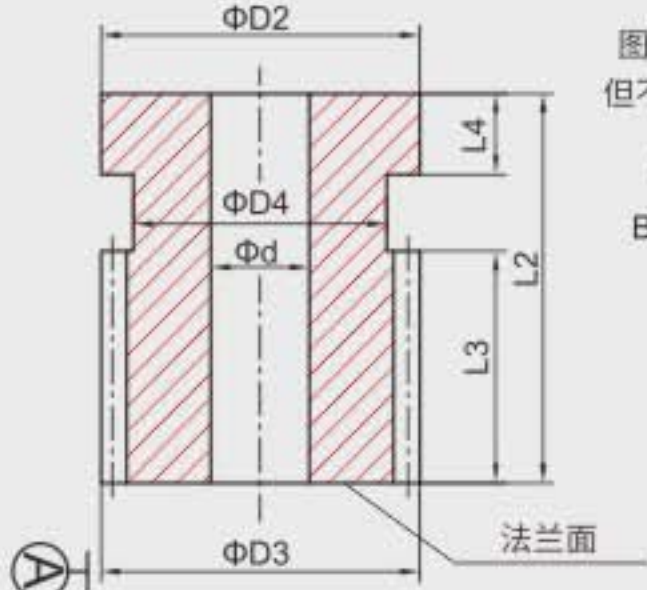
多回转型阀门手动装置

BA阀杆螺母外形尺寸
用户可根据该图选择加工阀杆螺母极限尺寸，加工内孔d时，注意与基准A的同轴度。
阀杆螺母材质有H62，H94，D-2，ASTM A536 65-45-12等，用户可以根据需求选择。

BA stem nut dimension
User could machining the limit stem nut hole according to this drawing. When you machining hole d, please pay attention to coaxality with reference A.
Stem nut material: brass H62, bronze H94, ductile iron, D-2 and so on. you can choose it depends on your demand.



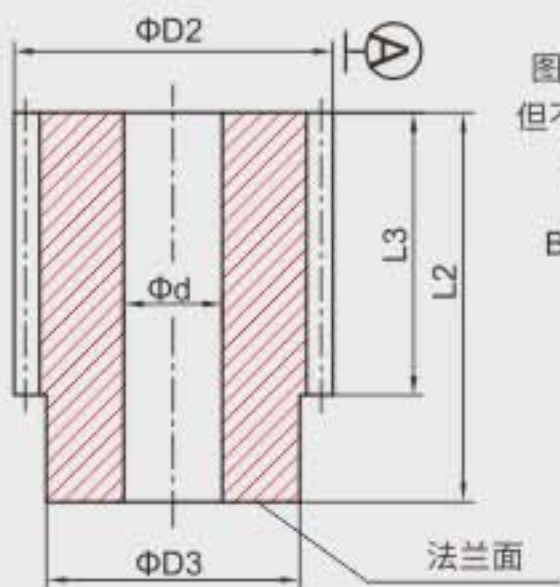
此图型号有
This chart types are:
BA-00
BA-0
BA-1
BA-2



图中加工内孔Φd时，客户根据需要更改，但不能超过了dmax尺寸，dmax见第25页。
Figure in the hole Φd processing, the customer needed to change But can not exceed the Φdmax size, Φdmax see page 21.



此图型号有
This chart types are:
BA-3
BAA-3



图中加工内孔Φd时，客户根据需要更改，但不能超过了dmax尺寸，dmax见第25页。
Figure in the hole Φd processing, the customer needed to change But can not exceed the Φdmax size, Φdmax see page 21.

尺寸 size	BA						BAA
	000	00	0	1	2	3	3

d	10	20	25	30	35	45	60
D3	50	57	64	74	94	108	132
D2	50	57	65	78	98	118	147
L4	12	15	15	22	31		
L3	25	25	37	46	55	80	108
L2	46	55	65	78	98	120	145
D4	42	50	58	68	86		